上海库咔特种电缆有限公司
Shanghai Kuka Special Cable Co, Ltd.

No. 9655, Tingwei Road, Tinglin Town, Jinshan District, Shanghai
0086-18317109559 | 021-37110083
sales@kukacable.solar
www.kukacable.solar | www.kukacable.com

KUKA CABLE Solar
EXPERT IN SOLAR POWER TRANSMISSION

光伏电力传输专家

EXPERT IN SOLAR POWER TRANSMISSION

KUKA CABLE products have been sold to more than 120 countries

KUKA CABLE Solar
EXPERT IN SOLAR POWER TRANSMISSION

上海库咔特种电缆有限公司
Shanghai Kuka Special Cable Co, Ltd.

光伏电力传输专家

EXPERT IN SOLAR POWER TRANSMISSION

始于2012年

历经十余年，我们已经成长为一个身兼时代使命感的企业，“专精特新”企业，高新技术企业都在成为我们的标签，也赋予我们更多的责任和义务。

After more than ten years, we have grown into an enterprise with a sense of mission of the times, a "specialized, special and new" enterprise, and a national high-tech enterprise are becoming our labels and giving us more responsibilities and obligations.

走向120多个国家

仅在2022年，我们的产品就销往了全球70个国家和地区，在欧洲、亚洲、南美洲已经形成了良好的市场反馈和口碑。

In 2022 alone, our products have been sold to 70 countries and regions around the world, and have formed good market feedback and reputation in Europe, Asia, and South America.

Contents
目录

ABOUT US
关于我们

上海库咔特种电缆有限公司（KUKA CABLE）成立于2012年，是国家高新技术企业，上海市"专精特新"中小企业。专注于特种电缆研发和制造，我们的产品已累计销往全球120余国家地区。
在2018年，库咔成立了光伏事业部，使得公司可以更好的迎合市场发展的需要。研发制造包括光伏电缆、连接器、中低压电缆、预组装线束等适用于光伏系统的电力传输产品，拥有TUV、CE、IEC、SAA等多种国际认证，在国际光伏市场已形成良好的品牌声誉。

Shanghai Kuka Special Cable Co., Ltd. (KUKA CABLE), founded in 2012, is a national high-tech enterprise and a "specialized, sophisticated, and new" small and medium-sized enterprise in Shanghai,focusing on the R&D, and manufacturing of special cables. Our products have been sold to 120+ countries all over the world.
In 2018, KUKA CABLE established the Photovoltaic Business Department, enabling the company to better meet the needs of market development. R & D and manufacturing include photovoltaic cables, connectors, medium and low voltage cables, pre-assembled wiring harnesses and other power transmission products suitable for photovoltaic systems. With various international certifications such as TUV, CE, IEC, SAA, etc., it has formed a good brand reputation in the international PV market .

Factory & Laboratory

工厂&实验室

库咔电缆在光伏产业具有良好的专注度，持续围绕客户需求进行生产效率的优化，目前，光伏电缆的预期日产能已经可以达到550000m。智能联动产线不仅提高了生产效率，同样也在成本上得到了优化，可以为客户提供更好的市场竞争力。

KUKA CABLE has a good degree of focus in the PV industry, and continues to optimize production efficiency around customer needs. At present, the expected daily production capacity of photovoltaic cables has reached 550,000m. The intelligent linkage production line not only improves the production efficiency, but also optimizes the cost, which can provide customers with better market competitiveness.



现有8条光伏电缆专属生产线，预期年产能可达210,000KM，并有较完善的检测程序以确保产品质量

There are currently 8 exclusive production lines for photovoltaic cables, and the expected annual production capacity can reach 210,000KM, and there are relatively complete testing procedures to ensure product qualit

生产线：直流太阳能电缆
Production lines:DC Solar Cables

得益于不同的生产线规格，我们生产电压高达36KV用于太阳能发电厂，包括低和中电压电源电缆、橡胶电缆、控制和通信电缆、接地电缆。

Thanks to various production lines for different specs, we produce all cables with voltage up to 36kV for solar plants, including Low and Middle Voltage Power Cable,Rubber Cable, Control and Communication Cable, Earth Cable.

生产线：交流电力电缆
Production lines: AC Power Cables

仓库
Warehouse

KUKA CABLE 已构建完备的光伏电力传输产品的产业链，为能参与到全球可再生能源的普及和推进感到自豪，并赋予自身一定的社会责任感。截至目前我们的产品已走向全球100多个国家。

KUKA CABLE has built a complete industrial chain of photovoltaic power transmission products, and is proud of being able to participate in the popularization and promotion of global renewable energy, and has given itself a certain sense of social responsibility. Up to now, our products have been exported to more than 100 countries around the world.

实验室和测试设施
Laboratory and Testing Facilities





运输
Shipment

Customers & cases

客户&案例



案例 | Cases

KUKA CABLE 已销往120多个国家
已经形成了良好的产品声誉

KUKA CABLE has sold to more than 120 countries
has formed a good product reputation

客户 | Customers

用真诚面对彼此
用质量捕获人心

Face each other with sincerity
Capture people's hearts with quality

Certification&Honor

证书与荣誉

EN 50618

IEC 62930

CPR

PV1-F

IEC 60502

NF XPC 32-321

CE

SAA

ISO 9001

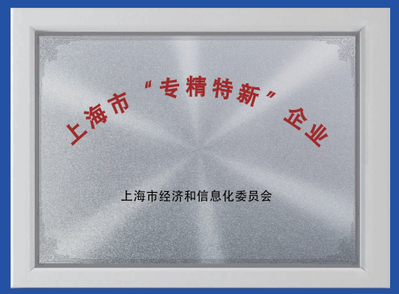

Solar Cables

光伏电缆

EXPERT IN SOLAR POWER TRANSMISSION

KUKA CABLE products have been sold to more than 120 countries

TUV Single Core H1Z2Z2-K

TUV单芯 H1Z2Z2-K

结构 Consturuction	
导体 Conductor	Tinned copper, Class 5, according to IEC 60228
绝缘 Insulation	XLPO halogen free
护套 Jacket	XLPO halogen free
绝缘颜色 Insulation Color	Black
护套颜色 Jcaket Color	Black Or Red

技术参数Parameter

电气特性 Electrical characteristics		机械特性 Mechanical feature	
额定电压 Rated Voltage	1.0/1KVAC, 1500DC	弯曲半径 Bending radius	Fixed: 4 ×Φ; Flexing:5xΦ
最大允许电压 Max. permitted voltage	1800VDC	温度范围 Temperature Range	-40 °C ~ +120 °C
绝缘电阻 Insulation resistance	1000MΩ/KM	阻燃性测试 Flame-resistant test	EN 60332-1-2
测试电压 Test Voltage	AC 6.5kV, 50Hz, 5 min	抗UV测试 UV resistance Test	EN50289-4-17
标准 Standard	EN50618&IEC62930		

截面积 Cross Section (mm2)	导体直径 Conductor Diameter (mm)	外径 Outer Diameter (mm)	在60℃承载电流 Current Araaing Capacity At 60℃(A)	在20℃导体的最大电阻 Conductor Max. Resistance At 20℃(A)	重量 Weight (kg/km)	电缆编号 Cable Code
1x2.5	2.0	5.0	42	8.21	50	1x2.5
1x4.0	2.5	5.5	55	5.09	60	1x4.0
1x6.0	3.3	6.1	70	3.39	80	1x6.0
1x10	4.3	8.2	98	1.95	130	1x10
1x16	5.3	9.2	132	1.24	200	1x16
1x25	6.6	11.3	176	0.795	290	1x25
1x35	7.8	12.4	218	0.565	400	1x35
1x50	9.3	14.8	280	0.393	550	1x50
1x70	11.4	16.9	350	0.277	750	1x70
1x95	12.8	18.7	410	0.210	970	1x95
1x120	14.6	20.7	480	0.164	1220	1x120
1x150	16.8	22.2	566	0.130	1470	1x150

TUV Single Core PV1-F

TUV单芯 PV1-F



结构 Consturuction

导体 Conductor	Tinned copper, Class 5, according to IEC 60228
绝缘 Insulation	XLPO halogen free
护套 Jacket	XLPO halogen free
绝缘颜色 Insulation Color	Black
护套颜色 Jcaket Color	Black Or Red

技术参数Parameter

电气特性 Electrical characteristics		机械特性 Mechanical feature	
额定电压 Rated Voltage	0.6/1KVAC, 1000DC	弯曲半径 Bending radius	Fixed: 4 ×Φ; Flexing:5xΦ
最大允许电压 Max. permitted voltage	1500VDC	温度范围 Temperature Range	-40 °C ~ +120 °C
绝缘电阻 Insulation resistance	1000MΩ/KM	阻燃性测试 Flame-resistant test	EN 60332-1-2
测试电压 Test Voltage	AC 6.5kV, 50Hz, 5 min	抗UV测试 UV resistance Test	EN50289-4-17
标准 Standard	PV1-E 2 PfG 1169		

截面积 Cross Section (mm2)	导体直径 Conductor Diameter (mm)	外径 Outer Diameter (mm)	在60℃承载电流 Current Araaing Capacity At 60℃(A)	在20℃导体的最大电阻 Conductor Max. Resistance At 20℃(A)	重量 Weight (kg/km)	电缆编号 Cable Code
1x2.5	2.0	5.0	42	8.21	50	1x2.5
1x4.0	2.5	5.5	55	5.09	60	1x4.0
1x6.0	3.3	6.1	70	3.39	80	1x6.0
1x10	4.3	8.2	98	1.95	130	1x10
1x16	5.3	9.2	132	1.24	200	1x16
1x25	6.6	11.3	176	0.795	290	1x25
1x35	7.8	12.4	218	0.565	400	1x35
1x50	9.3	14.8	280	0.393	550	1x50
1x70	11.4	16.9	350	0.277	750	1x70
1x95	12.8	18.7	410	0.210	970	1x95
1x120	14.6	20.7	480	0.164	1220	1x120
1x150	16.8	22.2	566	0.130	1470	1x150

TUV Twin Core H1Z2Z2-K

TUV双芯 H1Z2Z2-K

结构 Consturuction

导体 Conductor	Tinned copper, Class 5, according to IEC 60228
绝缘 Insulation	XLPO halogen free
护套 Jacket	XLPO halogen free
绝缘颜色 Insulation Color	Black Or Red
护套颜色 Jcaket Color	Black Or Red stripe

技术参数Parameter

电气特性 Electrical characteristics		机械特性 Mechanical feature	
额定电压 Rated Voltage	1.0/1KVAC, 1500DC	弯曲半径 Bending radius	Fixed: 4 ×Φ; Flexing:5xΦ
最大允许电压 Max. permitted voltage	1800VDC	温度范围 Temperature Range	-40 °C ~ +120 °C
绝缘电阻 Insulation resistance	1000MΩ/KM	阻燃性测试 Flame-resistant test	EN 60332-1-2
测试电压 Test Voltage	AC 6.5kV, 50Hz, 5 min	抗UV测试 UV resistance Test	EN50289-4-17
标准 Standard	EN50618&IEC62930		

截面积 Cross Section (mm2)	导体直径 Conductor Diameter (mm)	外径 Outer Diameter (mm)	在60℃承载电流 Current Araaing Capacity At 60℃(A)	在20℃导体的最大电阻 Conductor Max. Resistance At 20℃(A)	重量 Weight (kg/km)	电缆编号 Cable Code
2x2.5	2.0	10.0	42	8.21	100	P2V502525
2x4.0	2.5	11.0	55	5.09	120	P2V562940
2x6.0	3,3	12.2	70	3.39	160	P2V842960
2x10	4.3	16.4	98	1.95	260	P2V142301
2x16	5.3	18.4	132	1.24	400	P2V228301
2x25	6.6	22.6	176	0.795	580	P2V361302
2x35	7.8	24.,8	218	0.565	800	P2v525303
2x50	9.3	29.6	280	0.393	1100	P2V720305

Connector & Cable Harness

连接器和线束

EXPERT IN SOLAR POWER TRANSMISSION

KUKA CABLE products have been sold to more than 120 countries

Solar Connector 1000V

光伏连接器 1000V

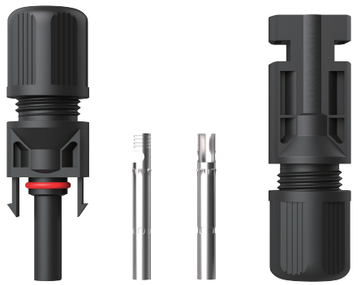

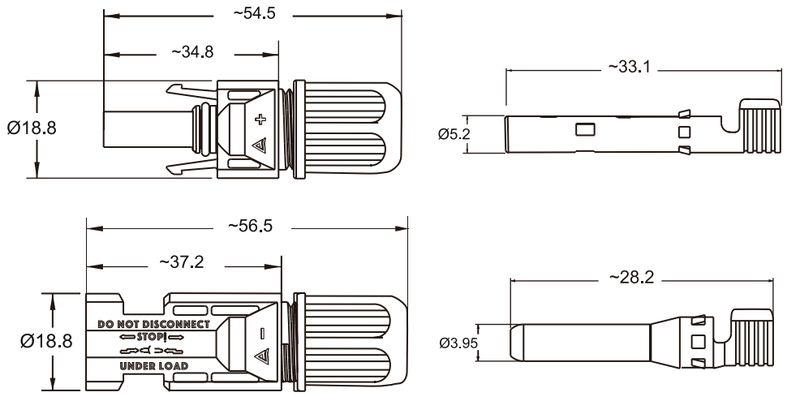

技术参数Parameter

额定电压 Rated Voltage	1000DC	温度范围 Temp. Range	-40 °C ~ +90 °C
额定电流 Rated Current	30A (4.0mm2,6.0mm2)	污染程度 Pollution Degree	CATI II/2
触电材料 Contact matrial	Tin-plated Copper	防水保护等级 Protection Degree	IP68
接触电阻 Contact resistance	≤0.5mΩ	阻燃等级 Flame class	UL-94-V0
绝缘材料 Insulation material	PPO	接触系统 Contact system	Stamped
锁定系统 Locking system	Snap-in	电缆外径范围 Cable OD range	Ø4.5 mm - 7.8 mm
标准 Standard	IEC 62852		

Solar Connector 1500V

光伏连接器 1500V

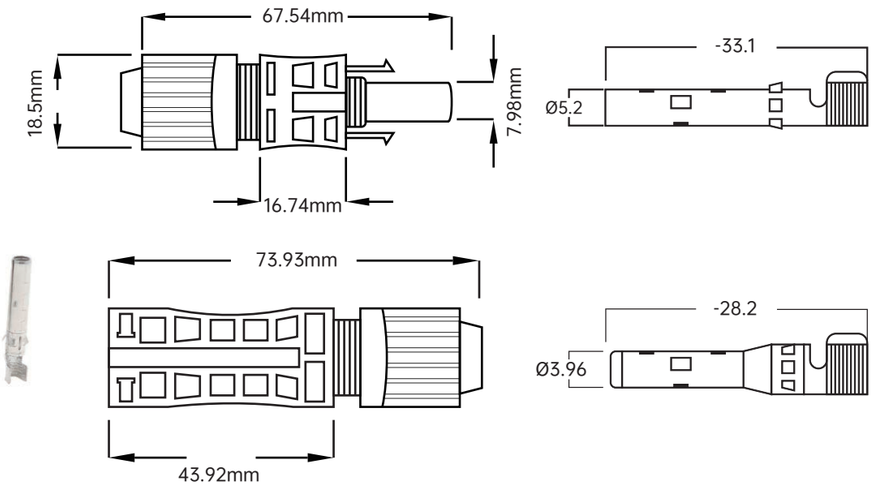

技术参数Parameter

额定电压 Rated Voltage	1500DC	温度范围 Temp. Range	-40 °C ~ +90 °C
额定电流 Rated Current	30A (4.0mm2,6.0mm2)	污染程度 Pollution Degree	CATI II/2
触电材料 Contact matrial	Tin-plated Copper	防水保护等级 Protection Degree	IP68
接触电阻 Contact resistance	⩽0.5mΩ	阻燃等级 Flame class	UL-94-V0
绝缘材料 Insulation material	PPO	接触系统 Contact system	Stamped
锁定系统 Locking system	Snap-in	电缆外径范围 Cable OD range	Ø5.3 mm - 7.65 mm
标准 Standard	IEC 62852		

Fuse Connector

保险丝连接器

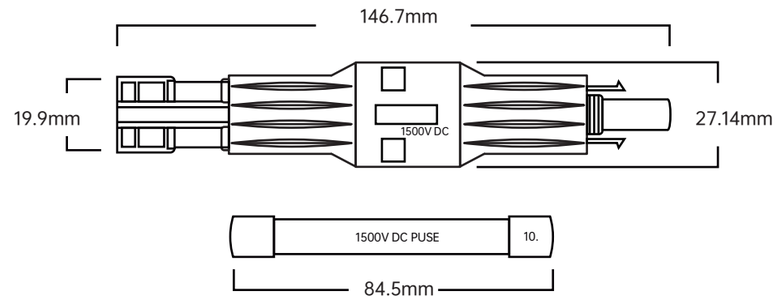

技术参数Parameter

额定电压 Rated Voltage	1500DC	温度范围 Temp. Range	-40 °C ~ +90 °C
额定电流 Rated Current	15A, 20A	污染程度 Pollution Degree	CATI II/2
触电材料 Contact matrial	Tin-plated Copper	防水保护等级 Protection Degree	IP68
接触电阻 Contact resistance	⩽0.5mΩ	阻燃等级 Flame class	UL-94-V0
绝缘材料 Insulation material	PPO	接触系统 Contact system	Stamped
锁定系统 Locking system	Snap-in	电缆外径范围 Cable OD range	Ø4.5 mm - 7.8 mm
标准 Standard	IEC 62852		

Diode Connector

二极管连接器



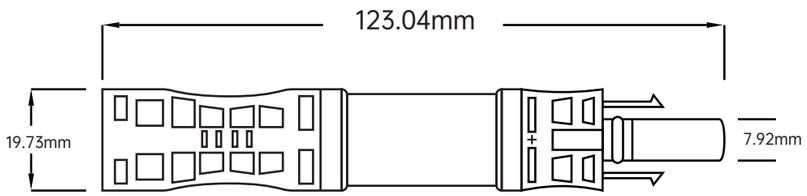

技术参数Parameter

额定电压 Rated Voltage	1000V/1500VDC	温度范围 Temp. Range	-40 °C ~ +90 °C
额定电流 Rated Current	10A,15A,20A	污染程度 Pollution Degree	CATI II/2
触电材料 Contact matrial	Tin-plated Copper	防水保护等级 Protection Degree	IP68
接触电阻 Contact resistance	≤0.5mΩ	阻燃等级 Flame class	UL-94-V0
绝缘材料 Insulation material	PPO	接触系统 Contact system	Stamped
锁定系统 Locking system	Snap-in	电缆外径范围 Cable OD range	Ø4 mm - 6 mm
标准 Standard	IEC 62852		

T Branch Connector

T型连接器

MC4-2T

MC4-3T

MC4-4T

技术参数Parameter

产品型号 Product NO.	MC4-2T	MC4-3T	MC4-4T
分支 Branch	2 in 1	3 in 1	4 in 1
额定电压 Rated Voltage	1000VDC,1500VDC	1000VDC,1500VDC	1000VDC,1500VDC
额定电流 Rated Current	30A	30A	30A
防水等级 Cable cross section areas	IP68	IP68	IP68
接触电阻 Contact resistance	≤0.5mΩ	≤0.5mΩ	≤0.5mΩ
触点材料 Insulation material	Copper, tin-plated	Copper, tin-plated	Copper, tin-plated
绝缘材料 Insulation material	PPO	PPO	PPO
温度范围 Temp. Range	-40 °C ~ +90 °C	-40 °C ~ +90 °C	-40 °C ~ +90 °C
锁定系统 Locking system	Snap-in	Snap-in	Snap-in
阻燃等级 Flame class	UL-94-V0	UL-94-V0	UL-94-V0
电缆尺寸 Cable Size	4mm2/6mm2	4mm2/6mm2	4mm2/6mm2

Y Branch Connector

Y型连接器

MC4-2Y

MC4-3Y

MC4-4Y

技术参数Parameter

产品型号 Product NO.	MC4-2Y	MC4-3Y	MC4-4Y
分支 Branch	2 in 1	3 in 1	4 in 1
额定电压 Rated Voltage	1000VDC,1500VDC	1000VDC,1500VDC	1000VDC,1500VDC
额定电流 Rated Current	30A	30A	30A
防水等级 Cable cross section areas	IP68	IP68	IP68
接触电阻 Contact resistance	≤0.5mΩ	≤0.5mΩ	≤0.5mΩ
触点材料 Insulation material	Copper, tin-plated	Copper, tin-plated	Copper, tin-plated
绝缘材料 Insulation material	PPO	PPO	PPO
温度范围 Temp. Range	-40 °C ~ +90 °C	-40 °C ~ +90 °C	-40 °C ~ +90 °C
锁定系统 Locking system	Snap-in	Snap-in	Snap-in
阻燃等级 Flame class	UL-94-V0	UL-94-V0	UL-94-V0
电缆尺寸 Cable Size	4mm2/6mm2	4mm2/6mm2	4mm2/6mm2

Solar Extension Cable

光伏延长线

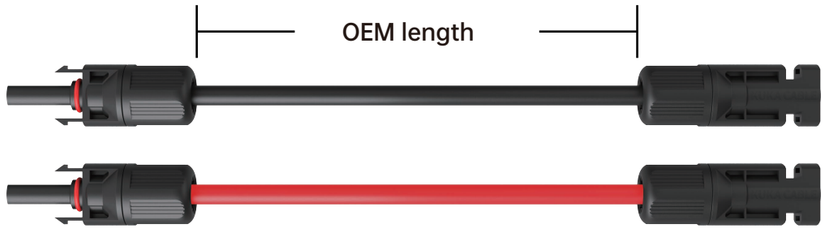

技术参数Parameter

额定电压 Rated Voltage	1000V/1500VDC	温度范围 Temp. Range	-40 °C ~ +90 °C
额定电流 Rated Current	30A	污染程度 Pollution Degree	CATI II/2
触电材料 Contact matrial	Tin-plated Copper	防水保护等级 Protection Degree	IP68
接触电阻 Contact resistance	≤0.5mΩ	阻燃等级 Flame class	UL-94-V0
绝缘材料 Insulation material	PPO	接触系统 Contact system	Stamped
锁定系统 Locking system	Snap-in	电缆长度 Cable Length	Customized

太阳能电缆定制线束 | Solar Costomized wire harness



DC直流线束
Solar to DC connector



SAE连接器线束
Solar to SAE connector



安德森线束
Solar to 30A Anderson



XT60线束
Solar to XT60

Installation tool

安装工具

配件 | Accessories

压接钳
Crimping Tool

剥线钳
Wire Stripper

切线钳
Wire Cutter

扳手
MC4 Spanner

螺丝刀
Screwdriver

连接器
MC4 Connector

工具包 | Tool Kit

套餐A
Package A

1.压线钳 (Crimping Tool)
2.剥线钳 (Wire Stripper)
3.螺丝刀 x 2 (Screwdriver)
4.连接器扳手 (MC4 spannner)
5.延长线 (Solar Extension Cable)

套餐B
Package B

1.压线钳 (Crimping Tool)
2.剥线钳 (Wire Stripper)
3.螺丝刀 x 2 (Screwdriver)
4.连接器扳手 (MC4 spannner)

套餐C
Package C

1.压线钳 (Crimping Tool)
2.剥线钳 (Wire Stripper)
3.切线钳 (Wire Cutter)
4.螺丝刀 x 2 (Screwdriver)
5.连接器扳手 (MC4 spannner)
6.延长线 (Solar Extension Cable)

AC Power Cable

交流电力电缆

EXPERT IN SOLAR POWER TRANSMISSION

KUKA CABLE products have been sold to more than 120 countries

N2XY/NA2XY Cu(Al)/XLPE/STA/PVC 0.6/1kV

铜(铝)芯交联聚乙烯绝缘电力电缆

结构 Consturuction

导体 Conductor	CU/AL，According to IEC60228
绝缘 Insulation	XLPE
护套 Jacket	PVC
绝缘颜色 Insulation Color	1 core: Natural 2 core: Brown, Blue 3 core: Brown, Blue, G/Y 4 core: Brown, Black, Grey, G/Y 5 core: Brown, Black, Grey, Blue G/Y

技术参数Parameter

电气特性 Electrical characteristics		机械特性 Mechanical feature	
额定电压 Rated Voltage	0.6/1KVAC	弯曲半径 Bending radius	15 x Φ2 for Single core; 12 xΦ for Multi core
短路温度 Short circuit temperature	250°C for 5 s	温度范围 Temperature Range	-35 °C ~ +90 °C
绝缘电阻 Insulation resistance	>20MΩ/KM	阻燃性测试 Flame-resistant test	EN 60332-1-2
测试电压 Test Voltage	4kv	抗UV测试 UV resistance Test	EN50289-4-17
标准 Standard	IEC60502-1		

截面积 Nom.Cross Section Area	导体直径 Conductor Diameter	绝缘厚度 Insulation thickness	外护套厚度 Sheath thickness	近似外径 Approx. overal diameter of cable	近似重量 Approx. weight of cable kg/km		20°C 时导体的最大直流电阻 Max.DC Resistance at 20°C Ω/km	
N x mm²	(mm)	(mm)	(mm)	(mm)	N2XY	NA2XY	N2XY	NA2XY
1x1.5	1.38	0.7	1.4	5.6	52	-	12.1	-
1x2.5	1.78	0.7	1.4	6.0	65	50	7.41	12.1
1x4	2.25	0.7	1.4	6.4	83	58	4.61	7.41
1x6	2.76	0.7	1.4	7.0	106	69	3.08	4.61
1x10	4.1	0.7	1.4	8.3	157	94	1.83	3.08
1x16	5.1	0.7	1.4	9.3	221	121	1.15	1.91
1x25	6.4	0.9	1.5	11.2	334	175	0.727	1.20
1x35	7.6	0.9	1.5	12.4	435	215	0.524	0.268
1x50	8.9	1.0	1.6	14.1	576	278	0.387	0.641
1x70	10.7	1.1	1.6	16.1	793	362	0.268	0.443
1x95	12.6	1.1	1.7	18.2	1066	468	0.193	0.320
1x120	12.9	1.2	1.7	18.7	1275	539	0.153	0.253
1x150	14.5	1.4	1.7	20.7	1584	658	0.124	0.206
1x185	16.0	1.6	1.7	22.6	1868	763	0.0991	0.164
1x240	18.3	1.7	1.7	25.1	2399	952	0.0754	0.125
1x300	20.5	1.8	1.7	27.5	3028	1172	0.0601	0.100
2x25	6.4	0.9	1.8	20.8	691	369	0.727	1.20
2x35	7.6	0.9	1.8	23.1	907	460	0.524	0.868
2x50	8.9	1.0	1.8	19.6	1039	478	0.387	0.641
2x70	10.7	1.1	1.8	22.6	1456	646	0.268	0.443
2x95	12.6	1.1	2.0	25.8	1973	849	0.193	0.320
2x120	12.9	1.2	2.1	28.2	2459	1042	0.153	0.253
2x150	14.5	1.4	2.2	40.2	3398	1520	0.124	0.206
2x185	16.0	1.6	2.3	44.2	4042	1800	0.0991	0.164
2x240	18.3	1.7	2.5	49.6	5264	2329	0.0754	0.125
2x300	20.5	1.8	2.7	54.8	7345	3076	0.0801	0.100
3x25	6.4	0.9	1.8	22.1	947	469	0.727	1.20
3x35	7.6	0.9	1.8	24.6	1254	584	0.524	0.868
3x50	8.9	1.0	1.8	23.7	1518	677	0.387	0.641
3x70	10.7	1.1	1.9	27.9	2143	929	0.268	0.443
3x95	12.6	1.1	2.0	31.3	2897	1212	0.193	0.320
3x120	12.9	1.2	2.1	38.4	3834	1593	0.153	0.253
3x150	14.5	1.4	2.2	43.1	4827	2010	0.124	0.206
3x185	16.0	1.6	2.4	47.4	5747	2994	0.0991	0.164
3x240	18.3	1.7	2.5	53.2	7448	2045	0.0754	0.125
3x300	20.5	1.8	2.8	58.7	9463	3810	0.0601	0.100
4x25	6.4	0.9	1.8	24.3	1222	577	0.727	1.20
4x35	7.6	0.9	1.8	27.1	1626	791	0.524	0.868
4x50	8.9	1.0	1.9	26.2	2005	884	0.387	0.641
4x70	10.7	1.1	2.0	31.9	2855	1236	0.268	0.443
4x95	12.6	1.1	2.1	35.9	3843	1595	0.193	0.320
4x120	12.9	1.2	2.3	42.8	5052	2064	0.153	0.253
4x150	14.5	1.4	2.4	47.9	6336	2579	0.124	0.206
4x185	16.0	1.6	2.6	52.9	7569	3085	0.0991	0.164
4x240	18.3	1.7	2.8	59.3	9809	3939	0.0754	0.125
4x300	20.5	1.8	3.0	65.5	12467	4929	0.0601	0.100
5x25	6.4	0.9	1.8	26.6	1503	697	0.727	1.20
5x35	7.6	0.9	1.8	29.7	2004	887	0.524	0.868
5x50	8.9	1.0	2.0	32.6	2605	1132	0.387	0.641
5x70	10.7	1.1	2.1	37.8	3617	1536	0.268	0.443
5x95	12.6	1.1	2.3	42.8	5006	2053	0.193	0.320
5x120	12.9	1.2	2.4	47.3	6276	2541	0.153	0.253
5x150	14.5	1.4	2.6	53.1	7897	3201	0.124	0.206
5x185	16.0	1.6	2.8	58.6	9297	3692	0.0991	0.164
5x240	18.3	1.7	3.0	65.8	12220	4882	0.0754	0.125
5x300	20 5	1.8	3 2	72.7	15530	6108	0.0601	0.100

N2XBY/ NA2XBY Cu(Al)XLPE/STA/PVC 0.6/1KV

铜(铝)芯交联聚乙烯钢带铠装绝缘电力电缆



IEC

结构 Consturuction

导体 Conductor	CU/AL，According to IEC60228
绝缘 Insulation	XLPE
填充 Filling	Elastomere compound
内护套 Inner Jacket	PVC
铠装 Amour	ATA / STA
外护套 OuterJacket	PVC
绝缘颜色 Insulation Color	1 core: Natural 2 core: Brown, Blue 3 core: Brown, Blue, G/Y 4 core: Brown, Black, Grey, G/Y 5 core: Brown, Black, Grey, Blue G/Y

技术参数Parameter

电气特性 Electrical characteristics		机械特性 Mechanical feature	
额定电压 Rated Voltage	0.6/1KVAC	弯曲半径 Bending radius	15 x Φ2 for Single core; 12 xΦ for Multi core
短路温度 Short circuit temperature	250°C for 5 s	温度范围 Temperature Range	-35 °C ~ +90 °C
绝缘电阻 Insulation resistance	>20MΩ/KM	阻燃性测试 Flame-resistant test	EN 60332-1-2
测试电压 Test Voltage	4kv	抗UV测试 UV resistance Test	EN50289-4-17
标准 Standard	IEC60502-1		

截面积 Nom.Cross Section Area	导体直径 Conductor Diameter	绝缘厚度 Insulation thickness	外护套厚度 Sheath thickness	近似外径 Approx. overal diameter of cable	近似重量 Approx. weight of cable kg/km		20℃ 时导体的最大直流电阻 Max.DC Resistance at 20℃ Ω/km	
N x mm²	(mm)	(mm)	(mm)	(mm)	N2XBY	NA2XBY	N2XBY	NA2XBY
1x10	4.1	0.7	1.8	11.7	233	170	1.83	3.08
1x16	5.1	0.7	1.8	12.7	305	205	1.15	1.91
1x25	6.4	0.9	1.8	14.4	426	267	0.727	1.20
1x35	7.6	0.9	1.8	15.6	536	316	0.524	0.268
1x50	8.9	1.0	1.8	17.1	680	382	0.387	0.641
1x70	10.7	1.1	1.8	19.1	912	481	0.268	0.443
1x95	12.6	1.1	1.8	21.0	1188	590	0.193	0.320
1x120	12.9	1.2	1.8	21.5	1400	663	0.153	0.253
1x150	14.5	1.4	1.8	23.5	1721	795	0.124	0.206
1x185	16.0	1.6	1.8	25.4	2020	915	0.0991	0.164
1x240	18.3	1.7	1.8	27.9	2567	1121	0.0754	0.125
1x300	20.5	1.8	1.9	30.5	3225	1369	0.0601	0.100
1x400	23.5	2.0	2.0	35.9	4461	2050	0.0470	0.0778
1x500	26.5	2.2	2.1	39.5	5584	2492	0.0366	0.0605
1×630	29.9	2.4	2.3	43.7	6878	3031	0.0283	0.0469
2x25	6.4	0.9	1.8	22.6	863	540	0.727	1.20
2x35	7.6	0.9	1.8	24.9	1099	651	0.524	0.868
2x50	8.9	1.0	1.8	21.4	1199	638	0.387	0.641
2x70	10.7	1.1	1.8	24.2	1640	830	0.268	0.443
2x95	12.6	1.1	2.0	29.0	2437	1314	0.193	0.320
2x120	12.9	1.2	2.1	31.4	2966	1549	0.153	0.253
2x150	14.5	1.4	2.2	43.6	4146	2268	0.124	0.206
2x185	16.0	1.6	2.3	47.6	4862	2620	0.0991	0.164
2x240	18.3	1.7	2.5	53.0	6148	3213	0.0754	0.125
2x300	20.5	1.8	2.7	58.0	7622	3853	0.0601	0.100
3x25	6.4	0.9	1.8	23.9	1130	646	0.727	1.20
3x35	7.6	0.9	1.8	26.4	1458	787	0.524	0.868
3x50	8.9	1.0	1.8	25.5	1714	873	0.387	0.641
3x70	10.7	1.1	1.8	31.3	2663	1449	0.268	0.443
3x95	12.6	1.1	2.0	94.7	9480	1784	0.193	0.320
3x120	12.9	1.2	2.2	41.8	4549	2309	0.153	0.253
3x150	14.5	1.4	2.4	46.5	5628	2811	0.124	0.206
3x185	16.0	1.6	2.5	50.8	6626	3263	0.0991	0.164
3x240	18.3	1.7	2.7	56.6	8432	4029	0.0754	0.125
3x300	20.5	1.8	2.9	62.1	10550	4896	0.0601	0.100
4x25	6.4	0.9	1.8	26.1	1424	779	0.727	1.20
4x35	7.6	0.9	1.8	28.9	1851	957	0.524	0.868
4x50	8.9	1.0	1.9	30.0	2512	1391	0.387	0.641
4x70	10.7	1.1	2.0	35.3	3443	1824	0.268	0.443
4x95	12.6	1.1	2.1	39.3	4511	2264	0.193	0.320
4x120	12.9	1.2	2.3	46.2	5848	2860	0.153	0.253
4x150	14.5	1.4	2.4	51.3	7226	3470	0.124	0.206
4x185	16.0	1.6	2.6	56.3	8548	4064	0.0991	0.164
4x240	18.3	1.7	2.8	62.5	10882	5010	0.0754	0.125
4x300	20.5	1.8	3.0	68.9	13679	6141	0.0601	0.100
5x25	6.4	0.9	1.8	26.6	1749	943	0.727	1.20
5x35	7.6	0.9	1.8	29.7	2318	1201	0.524	0.868
5x50	8.9	1.0	2.0	32.6	3314	1841	0.387	0.641
5x70	10.7	1.1	2.1	37.8	4414	2332	0.268	0.443
5x95	12.6	1.1	2.3	42.8	5906	2953	0.193	0.320
5x120	12.9	1.2	2.4	47.3	7271	3536	0.153	0.253
5x150	14.5	1.4	2.6	53.1	9012	4317	0.124	0.206
5x185	16.0	1.6	2.8	58.6	10436	4831	0.0991	0.164
5x240	18.3	1.7	3.0	65.8	13596	6258	0.0754	0.125
5x300	20.5	1.8	3.2	72.7	17049	7627	0.0601	0.100

N2XRY/ NA2XRY Cu(AI)XLPE/SWA/PVC 0.6/1KV

铜(铝)芯交联聚乙烯钢丝铠装绝缘电力电缆

IEC

结构 Consturuction

导体 Conductor	CU/AL，According to IEC60228
绝缘 Insulation	XLPE
填充 Filling	Elastomere compound
内护套 Inner Jacket	PVC
铠装 Amour	ATA / STA
外护套 OuterJacket	PVC
绝缘颜色 Insulation Color	1 core: Natural 2 core: Brown, Blue 3 core: Brown, Blue, G/Y 4 core: Brown, Black, Grey, G/Y 5 core: Brown, Black, Grey, Blue G/Y

技术参数Parameter

电气特性 Electrical characteristics		机械特性 Mechanical feature	
额定电压 Rated Voltage	0.6/1KVAC	弯曲半径 Bending radius	15 x Φ2 for Single core; 12 xΦ for Multi core
短路温度 Short circuit temperature	250°C for 5 s	温度范围 Temperature Range	-35 °C ~ +90 °C
绝缘电阻 Insulation resistance	>20MΩ/KM	阻燃性测试 Flame-resistant test	EN 60332-1-2
测试电压 Test Voltage	4kv	抗UV测试 UV resistance Test	EN50289-4-17
标准 Standard	IEC60502-1		

截面积 Nom.Cross Section Area	导体直径 Conductor Diameter	绝缘厚度 Insulation thickness	外护套厚度 Sheath thickness	近似外径 Approx. overal diameter of cable	近似重量 Approx. weight of cable kg/km		20℃ 时导体的最大直流电阻 Max.DC Resistance at 20℃ Ω/km	
N x mm²	(mm)	(mm)	(mm)	(mm)	N2XRY	NA2XRY	N2XRY	NA2XRY
2x10	4.1	0.7	1.8	20.9	912	783	1.83	3.08
2x16	5.1	0.7	1.8	23.0	1124	920	1.15	1.91
2x25	6.4	0.9	1.8	26.4	1478	1156	0.727	1.20
2x35	7.6	0.9	1.8	28.7	1775	1328	0.524	0.268
2x50	8.9	1.0	1.8	25.4	1792	1231	0.387	0.641
2x70	10.7	1.1	1.9	29.4	2543	1733	0.268	0.443
2x95	12.6	1.1	2.0	32.4	3146	2022	0.193	0.320
2x120	12.9	1.2	2.1	35.0	3746	2328	0.153	0.253
2x150	14.5	1.4	2.3	48.2	5677	3799	0.124	0.206
2x185	16.0	1.6	2.4	52.4	6547	4305	0.0991	0.164
2x240	18.3	1.7	2.6	57.8	8059	5127	0.0754	0.125
2x300	20.5	1.8	2.7	63.5	10302	6408	0.0601	0.100
3x25	6.4	0.9	1.8	27.7	1779	1286	0.727	1.20
3x35	7.6	0.9	1.8	30.2	2174	1504	0.524	0.268
3x50	8.9	1.0	2.0	29.7	2433	1592	0.387	0.641
3x70	10.7	1.1	2.1	34.6	3429	2215	0.268	0.443
3x95	12.6	1.1	2.2	38.1	4327	2641	0.193	0.320
3x120	12.9	1.2	2.3	45.2	5587	3327	0.153	0.253
3x150	14.5	1.4	2.5	51.1	7289	4452	0.124	0.206
3x185	16.0	1.6	2.7	55.8	8488	5103	0.0991	0.164
3x240	18.3	1.7	2.9	81.8	10508	6108	0.0754	0.125
3x300	20.5	1.8	3.0	67.3	12831	7177	0.0601	0.100
3×400	23.5	2.0	3.3	77.0	17033	9692	0.0470	0.0778
4x25	6.4	0.9	1.8	29.9	2132	1487	0.727	1.20
4x35	7.6	0.9	1.8	32.9	2649	1755	0.524	0.268
4x50	7.5	1.0	2.1	33.0	3218	2097	0.387	0.641
4x70	8.6	1.1	2.2	38.7	4312	2692	0.268	0.443
4x95	10.8	1.1	2.3	42.7	5468	3221	0.193	0.320
4x120	12.9	1.2	2.5	49.8	7479	4492	0.153	0.253
4x150	14.5	1.4	2.7	56.3	9090	5333	0.124	0.206
4x185	16.0	1.6	2.8	61.3	10587	6103	0.0991	0.164
4x240	18.3	1.7	3.1	68.1	13238	7368	0.0754	0.125
4x300	20.5	1.8	3.3	74.5	16273	8368	0.0601	0.100
4×400	23.5	2.0	3.6	85.1	21519	11732	0.0470	0.0778
5x25	6.4	0.9	1.9	32.4	2510	1704	0.727	1.20
5x35	7.6	0.9	2.0	36.5	3375	2258	0.524	0.268
5x50	8.3	1.0	2.2	39.4	4093	2620	0.387	0.641
5x70	9.8	1.1	2.3	44.6	5326	3244	0.268	0.443
5x95	11.5	1.1	2.5	50.8	7432	4479	0.193	0.320
5x120	12.9	1.2	2.7	55.7	8999	5265	0.153	0.253
5x150	14.5	1.4	2.8	61.5	10936	6241	0.124	0.206
5x185	16.0	1.6	3.0	67.2	12793	7188	0.0991	0.164
5x240	18.3	1.7	3.3	74.8	16044	8703	0.0754	0.125
5x300	20.5	1.8	3.5	83.2	20754	11332	0.0601	0.100
5×400	23.5	2.0	3.9	93.6	26123	13889	0.0470	0.0778

Cu(AL)/XLPE/CTS/PE 6-30KV

铜(铝)芯交联聚乙烯绝缘电力电缆6-30KV

IEC

结构 Consturuction

导体 Conductor	CU/AL，Class2
导体屏蔽 Screen	Semi-conductive conductor screen
绝缘 Insulation	XLPE
金属屏蔽 Metallic Screen	Copper wire+Copper tape counter-helix
填充 Filler	PET fibres
外护套 OuterJacket	PVC
护套颜色 Jacket Color	Black Or Red

技术参数Parameter

额定电压 Rated Voltage	6/10KV	12/20KV	18/30KV
最大电压 Max. voltage	12KV	24KV	36KV
测试电压(5分钟) Test Voltage（5min）	21KV AC	42KV AC	63KV AC
温度范围 Temperature Range	Fixed: -20°C to +70° Flexed: -5°C to +70°C		
短路温度 Short circuit temperature	+250°C 5s		
弯曲半径 Bending radius	15 x Φ		
防火阻燃 Flame retardant	IEC 60332-1		
标准 Standard	IEC60502-1		

6/10KV 交联聚乙烯绝缘不带铠电力电缆

标称截面 Nomina cross-sectional area of conducto mm²	绝缘标称厚度 Nomina thickness of insulation mm	护套标称厚度 Nomina thicknesg of sheath mm	电续近似外径 Average Approx overal diamete mm	电缆近似重量 Approx.weight Kg/km		20°C时导体最大直流电阻 Max.DC resistance of Conduct AT 20°C Ω/km		在空气/接地承载电流 Current Carrying in Air/Ground (A)	
				CU	AL	CU	AL	In Air	In Ground
1×25	3.4	1.6	21	641	486	0.727	1.20	120/94	150/115
1×35	3.4	1.6	22	757	542	0.524	0.868	150/115	180/140
1×50	3.4	1.7	23	909	618	0.387	0.641	180/140	215/165
1×70	3.4	1.7	25	1149	725	0.268	0.443	230/180	265/205
1×95	3.4	1.8	27	1413	860	0.193	0.32	285/220	320/245
1×120	3.4	1.8	28	1705	968	0.153	0.253	335/260	360/280
1×150	3.4	1.9	30	2008	1099	0.124	0.206	385/300	410/315
1×185	3.4	1.9	32	2388	1251	0.0991	0.164	450/350	460/360
1×240	3.4	2.0	34	2989	1496	0.0754	0.125	535/414	535/420
1×300	3.4	2.0	37	3622	1749	0.0601	0.100	620/485	605/475
1×400	3.2	2.2	40	4475	2078	0.0470	0.0778	720/570	685/545
1×500	3.4	2.3	43	5594	2514	0.0366	0.0605	835/670	775/620
1×630	3.4	2.4	47	7032	3049	0.0283	0.0469	960/790	865/705
3×25	3.4	2.3	42	1947	1472	0.727	1.20	110/87	140/110
3×35	3.4	2.3	44	2301	1643	0.524	0.868	135/105	170/130
3×50	3.4	2.5	47	2779	1888	0.387	0.641	170/130	205/160
3×70	3.4	2.6	51	3546	2260	0.268	0.443	215/165	250/195
3×95	3.4	2.7	55	4444	2657	0.193	0.32	265/205	300/235
3×120	3.4	2.8	58	5281	3028	0.153	0.253	310/240	345/265
3×150	3.4	2.9	61	6206	3426	0.124	0.206	350/270	385/300
3×185	3.4	3.0	65	7414	3933	0.0991	0.164	405/315	435/340
3×240	3.4	3.2	70	9290	4722	0.0754	0.125	480/375	500/395
3×300	3.4	3.3	75	11233	5497	0.0601	0.100	555/435	565/445
3×400	3.4	3.5	81	15418	70126	0.0470	0.0778	640/510	640/510

12/20KV 交联聚乙烯绝缘不带铠电力电缆

标称截面 Nomina cross-sectional area of conducto mm²	绝缘标称厚度 Nomina thickness of insulation mm	护套标称厚度 Nomina thicknesg of sheath mm	电续近似外径 Average Approx overal diamete mm	电缆近似重量 Approx.weight Kg/km		20°C时导体最大直流电阻 Max.DC resistance of Conduct AT 20°C Ω/km		在空气/接地承载电流 Current Carrying in Air/Ground (A)	
				CU	AL	CU	AL	In Air	In Ground
1×25	4.5	1.7	23	729	574	0.727	1.20	120/94	150/115
1×35	4.5	1.7	24	848	633	0.524	0.868	150/115	180/140
1×50	4.5	1.8	25	1008	717	0.387	0.641	180/140	215/165
1×70	4.5	1.8	27	1252	832	0.268	0.443	230/180	265/205
1×95	4.5	1.9	29	1554	970	0.193	0.32	285/220	320/245
1×120	4.5	1.9	30	1820	1084	0.153	0.253	335/260	360/280
1×150	4.5	2.0	32	2129	1221	0.124	0.206	385/300	410/315
1×185	4.5	2.0	36	2514	1378	0.0991	0.164	450/350	460/360
1×240	4.5	2.1	36	3124	1631	0.0754	0.125	535/414	535/420
1×300	4.5	2.2	39	3770	1896	0.0601	0.100	620/485	605/475
1×400	4.5	2.3	42	4634	2237	0.0470	0.0778	720/570	685/545
1×500	4.5	2.4	45	5736	2657	0.0366	0.0605	835/670	775/620
1×630	4.5	2.4	49	7187	3204	0.0283	0.0469	960/790	865/705
3×25	4.5	2.4	47	2367	1893	0.727	1.20	110/87	140/110
3×35	4.5	2.5	49	2791	2133	0.524	0.868	135/105	170/130
3×50	4.5	2.6	52	3307	2417	0.387	0.641	170/130	205/160
3×70	4.5	2.7	56	4136	2850	0.268	0.443	215/165	250/195
3×95	4.5	2.8	59	5072	3285	0.193	0.32	265/205	300/235
3×120	4.5	2.9	62	5941	3687	0.153	0.253	310/240	345/265
3×150	4.5	3.1	66	6936	4156	0.124	0.206	350/270	385/300
3×185	4.5	3.2	70	8233	4755	0.0991	0.164	405/315	435/340
3×240	4.5	3.3	75	10124	5556	0.0754	0.125	480/375	500/395
3×300	4.5	3.5	80	12256	6521	0.0601	0.100	555/435	565/445
3×400	4.5	3.7	87	15030	7695	0.0470	0.0778	640/510	640/510

CU(AL)/XLPE/CTS/PE/STA/PE 6-30KV

铜(铝)芯交联聚乙烯钢带铠装绝缘电力电缆6-30KV

IEC

结构 Consturuction

导体 Conductor	CU/AL，Class2
导体屏蔽 Screen	Semi-conductive conductor screen
绝缘 Insulation	XLPE
绝缘屏蔽 Screen	Semi-conductive insulation screen
金属屏蔽 Metallic Screen	Copper wire+Copper tape counter-helix
填充 Filler	PET fibres
包带 Tape	Non-conducting tape
铠装 Armouring	AWA(Aluminium Wire Armoured)
外护套 OuterJacket	PVC
护套颜色 Jacket Color	Black Or Red

技术参数Parameter

额定电压 Rated Voltage	6/10KV	12/20KV	18/30KV
最大电压 Max. voltage	12KV	24KV	36KV
测试电压(5分钟) Test Voltage（5min）	21KV AC	42KV AC	63KV AC
温度范围 Temperature Range	Fixed: -20°C to +70° Flexed: -5°C to +70°C		
短路温度 Short circuit temperature	+250°C 5s		
弯曲半径 Bending radius	12 x Φ		
防火阻燃 Flame retardant	IEC 60332-1		
标准 Standard	IEC60502-1		

6/10KV | 交联聚乙烯绝缘带钢带铠装电力电缆

标称截面 Nomina cross-sectional area of conducto mm²	绝缘标称厚度 Nomina thickness of insulation mm	护套标称厚度 Nomina thicknesg of sheath mm	电续近似外径 Average Approx overal diamete mm	电缆近似重量 Approx.weight Kg/km		20°C时导体最大直流电阻 Max.DC resistance of Conduct AT 20°C Ω/km		在空气/接地承载电流 Current Carrying in Air/Ground (A)	
				CU	AL	CU	AL	In Air	In Ground
1×25	3.4	1.8	22	1010	855	0.727	1.20	120/94	150/115
1×35	3.4	1.8	23	1159	944	0.524	0.868	150/115	180/140
1×50	3.4	1.9	24	1326	1035	0.387	0.641	180/140	215/165
1×70	3.4	1.9	26	1604	1184	0.268	0.443	230/180	265/205
1×95	3.4	2.0	28	1915	1362	0.193	0.32	285/220	320/245
1×120	3.4	2.0	29	2235	1498	0.153	0.253	335/260	360/280
1×150	3.4	2.1	31	2768	1659	0.124	0.206	385/300	410/315
1×185	3.4	2.1	34	3012	1837	0.0991	0.164	450/350	460/360
1×240	3.4	2.2	36	3677	2241	0.0754	0.125	535/414	535/420
1×300	3.4	2.3	39	4422	2584	0.0601	0.100	620/485	605/475
1×400	3.2	2.3	42	5395	2998	0.0470	0.0778	720/570	685/545
1×500	3.4	2.4	45	6614	3534	0.0366	0.0605	835/670	775/620
1×630	3.4	2.5	49	8152	4169	0.0283	0.0469	960/790	865/705
3×25	3.4	2.5	47	3054	2579	0.727	1.20	110/87	140/110
3×35	3.4	2.6	49	3508	2850	0.524	0.868	135/105	170/130
3×50	3.4	2.7	52	4032	3141	0.387	0.641	170/130	205/160
3×70	3.4	2.8	56	4930	3644	0.268	0.443	215/165	250/195
3×95	3.4	2.9	60	5951	4164	0.193	0.32	265/205	300/235
3×120	3.4	3.1	63	6871	4618	0.153	0.253	310/240	345/265
3×150	3.4	3.2	67	7801	5021	0.124	0.206	350/270	385/300
3×185	3.4	3.4	71	9286	5808	0.0991	0.164	405/315	435/340
3×240	3.4	3.5	77	11355	6787	0.0754	0.125	480/375	500/395
3×300	3.4	3.8	83	14368	8632	0.0601	0.100	555/435	565/445
3×400	3.4	4.2	91	19127	11382	0.0470	0.0778	640/510	640/510

12/20KV | 交联聚乙烯绝缘带钢带铠装电力电缆

标称截面 Nomina cross-sectional area of conducto mm²	绝缘标称厚度 Nomina thickness of insulation mm	护套标称厚度 Nomina thicknesg of sheath mm	电续近似外径 Average Approx overal diamete mm	电缆近似重量 Approx.weight Kg/km		20°C时导体最大直流电阻 Max.DC resistance of Conduct AT 20°C Ω/km		在空气/接地承载电流 Current Carrying in Air/Ground (A)	
				CU	AL	CU	AL	In Air	In Ground
1×25	4.5	1.8	25	991	839	0.727	1.20	120/94	150/115
1×35	4.5	1.8	26	1181	1066	0.524	0.868	150/115	180/140
1×50	4.5	1.9	27	1477	1186	0.387	0.641	180/140	215/165
1×70	4.5	1.9	29	1774	1354	0.268	0.443	230/180	265/205
1×95	4.5	2.0	31	2106	1522	0.193	0.32	285/220	320/245
1×120	4.5	2.0	32	2410	1675	0.153	0.253	335/260	360/280
1×150	4.5	2.1	34	2770	1862	0.124	0.206	385/300	410/315
1×185	4.5	2.1	38	3188	2052	0.0991	0.164	450/350	460/360
1×240	4.5	2.2	39	3874	2381	0.0754	0.125	535/414	535/420
1×300	4.5	2.3	41	4630	2756	0.0601	0.100	620/485	605/475
1×400	4.5	2.4	43	5654	3257	0.0470	0.0778	720/570	685/545
1×500	4.5	2.5	47	6856	3777	0.0366	0.0605	835/670	775/620
1×630	4.5	2.6	51	8407	4424	0.0283	0.0469	960/790	865/705
3×25	4.5	2.5	52	3164	3139	0.727	1.20	110/87	140/110
3×35	4.5	2.6	54	4091	3433	0.524	0.868	135/105	170/130
3×50	4.5	2.7	58	4715	3824	0.387	0.641	170/130	205/160
3×70	4.5	2.9	62	5703	4417	0.268	0.443	215/165	250/195
3×95	4.5	3.0	66	6728	4941	0.193	0.32	265/205	300/235
3×120	4.5	3.1	69	7716	5463	0.153	0.253	310/240	345/265
3×150	4.5	3.2	72	8859	6079	0.124	0.206	350/270	385/300
3×185	4.5	3.3	76	10257	6779	0.0991	0.164	405/315	435/340
3×240	4.5	3.5	82	12371	7803	0.0754	0.125	480/375	500/395
3×300	4.5	3.7	88	15622	9880	0.0601	0.100	555/435	565/445
3×400	4.5	4.0	95	18724	11389	0.0470	0.0778	640/510	640/510

CU(AL)/XLPE/CTS/PE/SWA/PE 6-30KV

铜(铝)芯交联聚乙烯钢丝铠装绝缘电力电缆6-30KV

IEC

结构 Consturuction

导体 Conductor	CU/AL，Class2
导体屏蔽 Screen	Semi-conductive conductor screen
绝缘 Insulation	XLPE
绝缘屏蔽 Screen	Semi-conductive insulation screen
金属屏蔽 Metallic Screen	Copper wire+Copper tape counter-helix
填充 Filler	PET fibres
包带 Tape	Non-conducting tape
铠装 Armouring	SWA(Steel Wire Armoured)
外护套 OuterJacket	PVC
护套颜色 Jacket Color	Black Or Red

技术参数Parameter

额定电压 Rated Voltage	6/10KV	12/20KV	18/30KV
最大电压 Max. voltage	12KV	24KV	36KV
测试电压(5分钟) Test Voltage（5min）	21KV AC	42KV AC	63KV AC
温度范围 Temperature Range	Fixed: -20°C to +70° Flexed: -5°C to +70°C		
短路温度 Short circuit temperature	+250°C 5s		
弯曲半径 Bending radius	12 x Φ		
防火阻燃 Flame retardant	IEC 60332-1		
标准 Standard	IEC60502-1		

6/10KV | 交联聚乙烯绝缘带钢丝铠装电力电缆

标称截面 Nomina cross-sectional area of conducto mm²	绝缘标称厚度 Nomina thickness of insulation mm	护套标称厚度 Nomina thicknesg of sheath mm	电续近似外径 Average Approx overal diamete mm	电缆近似重量 Approx.weight Kg/km		20°C时导体最大直流电阻 Max.DC resistance of Conduct AT 20°C Ω/km		在空气/接地承载电流 Current Carrying in Air/Ground (A)	
				CU	AL	CU	AL	In Air	In Ground
1×25	3.4	1.8	27	1456	1301	0.727	1.20	120/94	150/115
1×35	3.4	1.8	28	1610	1395	0.524	0.868	150/115	180/140
1×50	3.4	1.9	29	1804	1513	0.387	0.641	180/140	215/165
1×70	3.4	1.9	31	2105	1685	0.268	0.443	230/180	265/205
1×95	3.4	2.0	34	2697	2113	0.193	0.32	285/220	320/245
1×120	3.4	2.1	35	3034	2297	0.153	0.253	335/260	360/280
1×150	3.4	2.1	37	3384	2475	0.124	0.206	385/300	410/315
1×185	3.4	2.2	39	3842	2705	0.0991	0.164	450/350	460/360
1×240	3.4	2.2	41	4564	3035	0.0754	0.125	535/414	535/420
1×300	3.4	2.3	43	5272	3397	0.0601	0.100	620/485	605/475
1×400	3.4	2.5	48	6731	4334	0.0470	0.0778	720/570	685/545
1×500	3.4	2.6	51	8037	4957	0.0366	0.0605	835/670	775/620
1×630	3.4	2.7	55	9686	5703	0.0283	0.0469	960/790	865/705
3×25	3.4	2.5	50	4322	3847	0.727	1.20	110/87	140/110
3×35	3.4	2.6	52	4813	4155	0.524	0.868	135/105	170/130
3×50	3.4	2.7	55	5412	4521	0.387	0.641	170/130	205/160
3×70	3.4	2.8	59	6433	5147	0.268	0.443	215/165	250/195
3×95	3.4	3.0	63	7573	5786	0.193	0.32	265/205	300/235
3×120	3.4	3.1	67	8599	6346	0.153	0.253	310/240	345/265
3×150	3.4	3.2	70	9741	7337	0.124	0.206	350/270	385/300
3×185	3.4	3.4	76	12078	8600	0.0991	0.164	405/315	435/340
3×240	3.4	3.5	81	14330	9762	0.0754	0.125	480/375	500/395
3×300	3.4	3.7	86	16679	10943	0.0601	0.100	555/435	565/445
3×400	3.4	-	-	19871	12536	0.0470	0.0778	640/510	640/510

12/20KV | 交联聚乙烯绝缘带钢丝铠装电力电缆

标称截面 Nomina cross-sectional area of conducto mm²	绝缘标称厚度 Nomina thickness of insulation mm	护套标称厚度 Nomina thicknesg of sheath mm	电续近似外径 Average Approx overal diamete mm	电缆近似重量 Approx.weight Kg/km		20°C时导体最大直流电阻 Max.DC resistance of Conduct AT 20°C Ω/km		在空气/接地承载电流 Current Carrying in Air/Ground (A)	
				CU	AL	CU	AL	In Air	In Ground
1×25	4.5	1.8	29	1612	1456	0.727	1.20	120/94	150/115
1×35	4.5	1.8	30	1768	1553	0.524	0.868	150/115	180/140
1×50	4.5	1.9	31	1969	1678	0.387	0.641	180/140	215/165
1×70	4.5	1.9	33	2110	1689	0.268	0.443	230/180	265/205
1×95	4.5	2.0	36	2882	2298	0.193	0.32	285/220	320/245
1×120	4.5	2.1	37	3207	2470	0.153	0.253	335/260	360/280
1×150	4.5	2.1	39	3577	2668	0.124	0.206	385/300	410/315
1×185	4.5	2.2	40	4048	2911	0.0991	0.164	450/350	460/360
1×240	4.5	2.2	43	4749	3256	0.0754	0.125	535/414	535/420
1×300	4.5	2.3	47	5933	4059	0.0601	0.100	620/485	605/475
1×400	4.5	2.5	50	6935	4538	0.0470	0.0778	720/570	685/545
1×500	4.5	2.6	53	8240	5160	0.0366	0.0605	835/670	775/620
1×630	4.5	2.7	57	9962	5980	0.0283	0.0469	960/790	865/705
3×25	4.5	2.6	54	4966	4492	0.727	1.20	110/87	140/110
3×35	4.5	2.7	56	5488	4830	0.524	0.868	135/105	170/130
3×50	4.5	2.9	59	6170	5279	0.387	0.641	170/130	205/160
3×70	4.5	3.0	63	7378	6095	0.268	0.443	215/165	250/195
3×95	4.5	3.1	67	8386	6599	0.193	0.32	265/205	300/235
3×120	4.5	3.2	70	9473	7220	0.153	0.253	310/240	345/265
3×150	4.5	3.4	75	11565	8785	0.124	0.206	350/270	385/300
3×185	4.5	3.5	79	13090	9612	0.0991	0.164	405/315	435/340
3×240	4.5	3.6	85	15421	10853	0.0754	0.125	480/375	500/395
3×300	4.5	3.8	90	17964	12228	0.0601	0.100	555/435	565/445
3×400	4.5	4.1	97	21228	13849	0.0470	0.0778	640/510	640/510



BC01 Mains Connection Cable

BC01电源连接线

EXPERT IN SOLAR POWER TRANSMISSION

KUKA CABLE products have been sold to more than 120 countries

H07RN-F Rubber Cable

H07RN-F 橡胶电缆

结构 Consturuction

导体 Conductor	CU/AL，According to IEC60228
绝缘 Insulation	XLPE
护套 Jacket	PVC
绝缘颜色 Insulation Color	1 core: Black 2 core: Brown, Blue 3 core: Brown, Blue, G/Y 4 core: Black, Brown, Grey, G/Y 5 core: Black, Brown, Grey, Blue G/Y

技术参数Parameter

电气特性 Electrical characteristics		机械特性 Mechanical feature	
额定电压 Rated Voltage	450/750V	弯曲半径 Bending radius	6 x Φ
短路温度 Short circuit temperature	——	温度范围 Temperature Range	-35 °C ~ +60 °C
绝缘电阻 Insulation resistance	>20MΩ/KM	阻燃性测试 Flame-resistant test	EN 60332-1-2
测试电压 Test Voltage	4kv	防水测试 AD7	AD7
标准 Standard	IEC60502-1		

Nom.Cross Section Area	Insulation thickness	Nom.overall diameter	Nom. weight
N x mm2	mm	mm	kg/km
2x1.5	0.8	9.0	120
2 x2.5	0.9	10.7	173
2x4	1.0	12.3	239
2x6	1.0	13.8	313
2 x10	1.2	18.6	563
2x16	1.2	21.7	830
2x25	1.4	25.8	1211
3G 1	0.8	8.74	117
3G 1.5	0.8	9.68	147
3G 2.5	0.9	11.4	123
3G 4	1.0	13.2	297
3G 6	1.0	14.7	390
3G 10	1.2	19.9	705
3G 16	1.2	23.3	1031
3G 25	1.4	27.7	1512
3G 35	1.4	30.2	1907
3G 50	1.6	35.8	9651
3G 70	1.6	40.1	3484
3G 95	1.8	46.4	4594

NOMNAL CROSS SECTIONAL AREA	MAXIMUM RESISTANCE OF CONDUCTORAT 20c
mm2	Ω/km
1	19.5
1.5	13.3
2.5	7.98
4	4.95
6	3.30
10	1.91
16	1.21
25	0.78
35	0.554
50	0.386
70	0.272
95	0.206
120	0.161
150	0.129
185	0.106
240	0.0801
300	0.0641
400	0.0486
500	0.0384
630	0.0287

BC01 Mains Connection Cable

BC01电源连接线

CONNECTION CABLE OF BC01(FEMALE)&SCHUKO PLUG

连接方式 Connection	BC01(FEMALE)/SCHUKO PLUG	额定电压 Rated voltage	250V AC
应用 Application	Connecting a microinverter to a Schuko socket	额定电流 Rated current	25A
兼容类型 Compatible	Single phase microinverter such as made by Deye, Hoymiles, Envertech.	温度范围 Temperature Range	-30°C to +60°°C
电缆型号 Cable type	HO7RN-F 3G1.5mm2	保护等级 Protection	IP44(Schuko plug) IP68(Betteri plug)
电缆长度 Cable length	3m,4m, 5m,10m,20m, etc	特性 Feature	Oil, UV and ozone resistant

CONNECTION CABLE OF BC01

连接方式 Connection:	BC01 (FEMALE)&(MALE)	额定电压 Rated voltage	250V AC
应用 Application	Connecting two micro inverters	额定电流 Rated current	25A
兼容类型 Compatible	Single phase microinverter such as made by Deye, Hoymiles, Envertech.	温度范围 Temperature Range	-40°C to +85°C
电缆型号 Cable type:	HO7RN-F 3G1.5mm2	保护等级 Protection	IP68
电缆长度 Cable length	3m,4m, 5m,10m,20m, etc	特性 Feature	Oil, UV and ozone resistant



ESS Cable & Connector

储能电缆和连接器

EXPERT IN SOLAR POWER TRANSMISSION

KUKA CABLE products have been sold to more than 120 countries

Unsheathed Battery Cable

无护套电池电缆



CE

结构 Consturuction

导体 Conductor	Bare Copper/Tinned Copper
绝缘 Insulation	PVC/Rubber
绝缘颜色 Insulation Color	Black Or Red

技术参数Parameter

电气特性 Electrical characteristics		机械特性 Mechanical feature	
额定电压 Rated Voltage	450/750V	弯曲半径 Bending radius	6 x Φ
短路温度 Short circuit temperature	25A	温度范围 Temperature Range	-20 C~+90c(V-90) -40 c~+125 ~C(YJ-'125)
绝缘电阻 Insulation resistance	10MΩ/KM	阻燃性测试 Flame-resistant test	EN 60332-1-2
测试电压 Test Voltage	1kv	最大拉力 Maximum pulling tension	——
标准 Standard	EN 60228		

标称截面 Cross Section mm²	导体 Conductor	RYJ-125				RV-90	
	最大导体电阻20℃(Ω/km) Conductor Max. Resistance AT 20℃ (Ω/km)	DC900V		DC1500V		DC900V	
		绝缘厚度 Insulation Thickness (mm)	最大线缆外径 Max.Cable 0d. (mm)	绝缘厚度 Insulation Thickness (mm)	线缆外径 Cable 0d. (mm)	绝缘厚度 Insulation Thickness (mm)	最大线缆外径 Max.Cable 0d. (mm)
4	5.09	0.7	4.5	0.8	4.8	1.0	5.2
6	3.39	0.7	5.1	0.8	5.3	1.0	5.8
10	1.95	0.7	6.1	1.0	6.8	1.0	6.8
16	1.24	0.7	7.4	1.1	8.4	1.0	8.1
25	0.795	0.9	9.5	1.3	10.4	1.2	10.2
35	0.565	0.9	11.0	1.3	11.9	1.2	11.7
50	0.393	1.0	13.0	1.5	14.2	1.4	13.9
70	0.277	1.1	15.3	1.5	16.2	1.4	16.0
95	0.21	1.1	17.1	1.5	18.0	1.6	18.2
120	0.164	1.2	19.3	1.5	20.0	1.6	20.2
150	0.132	1.4	21.6	1.7	22.3	1.8	22.5
185	0.108	1.6	24.0	1.9	24.7	2.0	24.9
240	0.0817	1.7	27.3	2.0	28.0	2.2	28.4

*导体单支直径公差:±0.015mm *Diameter tolerance of single conduct:±0.015mm

Sheathed Battery Cable

有护套电池电缆

CE

结构 Consturuction

导体 Conductor	Bare Copper/Tinned Copper
绝缘 Insulation	EPR
护套 Jacket	PVC/Rubber
绝缘颜色 Insulation Color	Orange

技术参数Parameter

电气特性 Electrical characteristics		机械特性 Mechanical feature	
额定电压 Rated Voltage	450/750V	弯曲半径 Bending radius	6 x Φ
短路温度 Short circuit temperature	25A	温度范围 Temperature Range	-20 C~+90c(V-90) -40 c~+125 ~C(YJ-'125)
绝缘电阻 Insulation resistance	10MΩ/KM	阻燃性测试 Flame-resistant test	EN 60332-1-2
测试电压 Test Voltage	1kv	最大拉力 Maximum pulling tension	——
标准 Standard	EN 60228		

标称截面 Cross Section mm²	导体 Conductor	RYJ-125				RV-90	
	最大导体电阻20℃(Ω/km) Conductor Max. Resistance AT 20℃ (Ω/km)	DC900V		DC1500V		DC900V	
		绝缘厚度 Insulation Thickness (mm)	最大线缆外径 Max.Cable 0d. (mm)	绝缘厚度 Insulation Thickness (mm)	线缆外径 Cable 0d. (mm)	绝缘厚度 Insulation Thickness (mm)	最大线缆外径 Max.Cable 0d. (mm)
4	5.09	0.7	6.1	0.7	6.3	0.7	6.8
6	3.39	0.7	6.7	0.7	6.9	0.7	7.4
10	1.95	0.7	7.8	0.7	8.5	0.7	8.5
16	1.24	0.7	9.1	0.7	10.1	0.7	9.8
25	0.795	0.8	11.3	0.8	12.2	0.8	12.0
35	0.565	0.8	12.9	0.8	13.8	0.8	13.6
50	0.393	0.8	14.9	0.8	16.1	0.8	15.9
70	0.277	0.9	17.3	0.9	18.3	0.9	18.0
95	0.21	0.9	19.1	0.9	20.1	0.9	20.3
120	0.164	0.9	21.4	0.9	22.1	0.9	22.4
150	0.132	1.0	23.8	1.0	24.6	1.0	24.8
185	0.108	1.0	26.4	1.0	27.1	1.0	27.3
240	0.0817	1.1	29.7	1.1	30.5	1.1	30.9

*导体单支直径公差:±0.015mm *Diameter tolerance of single conduct:±0.015mm

Energy Storage Cable

储能电缆



技术参数Parameter

额定电压 Rated Voltage	2000VAC	防水等级 IP Degree	IP67
额定电流 Rated Current	Max 200A	温度范围 Temperature Range	-40 °C ~ +125 °C
电缆范围 Cable range	10-95mm²	阻燃等级 Flame class	UL-94-V02
连接种类 Connection Type	Terminal machine	电缆长度 Cable Lenth	Customizable



技术参数Parameter

额定电压 Rated Voltage	2000VAC	防水等级 IP Degree	IP67
额定电流 Rated Current	Max 200A	温度范围 Temperature Range	-40 °C ~ +125 °C
电缆范围 Cable range	10-95mm²	阻燃等级 Flame class	UL-94-V02
连接种类 Connection Type	Terminal machine	电缆长度 Cable Lenth	Customizable

太阳能电力传输专家

Solar power transmission expert

太阳能系统布线图

Solar System Wire Diagram

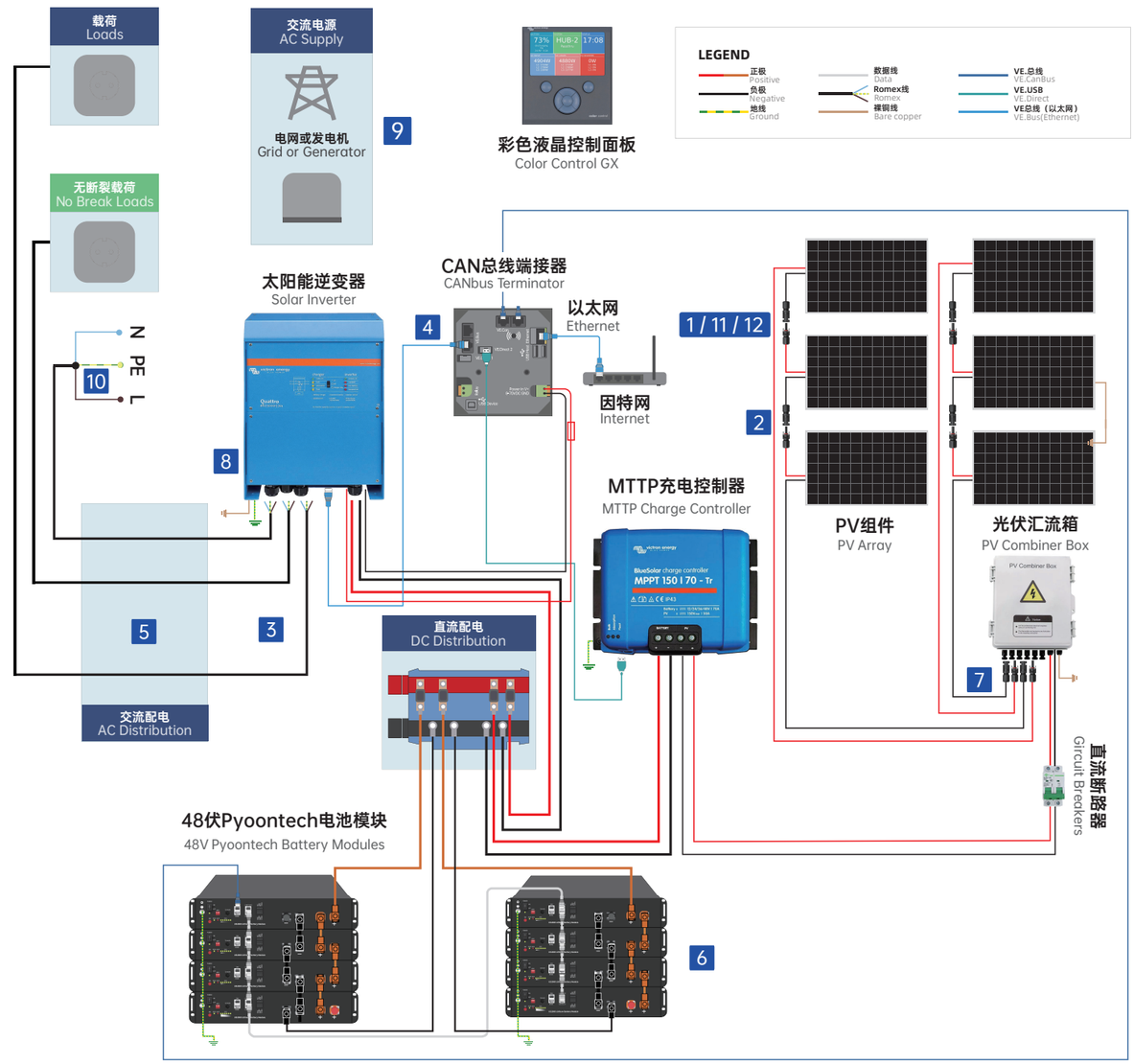

1	直流太阳能电缆 DC Solar Cable	7	预组装光伏线缆 Pre-Assembled PV Cables
2	太阳能连接器 Solar Connector	8	微型逆变器线缆 Power Cable For Micro-Inverters/Inverters
3	电力电缆 Power Cable	9	低/中压电力电缆 LV/MV Power Cable
4	总线电缆 BUS Cable	10	接地地缆 Earth Cable
5	安装电缆 Installation Cable	11	安装工具包 Installation Kit
6	储能连接器 Energy Storage Connector	12	组装：扎带/保护管/锁紧螺母 Assembles:cable tie/Protective tube/lock nut...